



Estimate Number: _____

Job Number: _____

Customer Signature: _____

Pre-Hanging for Double Doors

(Please enter all information below. Do not leave blank it may delay your order)

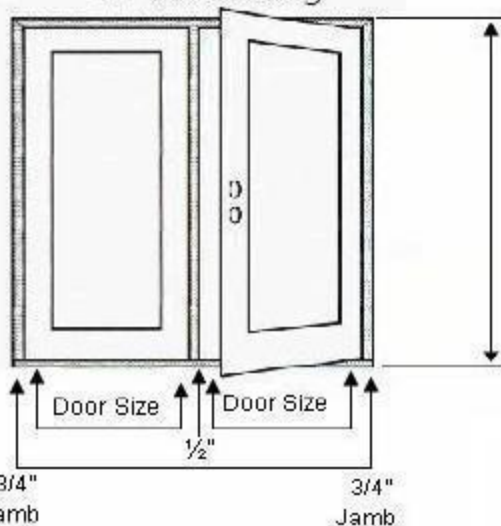
Choice #1



Double - Left Active
RH Outswing

Choice #2

Double - Right Active
LH Outswing




EXTERIOR (OUTSIDE UNIT HEIGHT)	INTERIOR (OUTSIDE UNIT HEIGHT)
81 1/2" (80" DOOR)	81 1/4" (80" DOOR)
85 1/2" (84" DOOR)	85 1/4" (84" DOOR)
97 1/2" (96" DOOR)	97 1/4" (96" DOOR)
109 1/2" (108" DOOR)	109 1/2" (108" DOOR)
121 1/2" (120" DOOR)	121 1/4" (120" DOOR)
* Approximate	* Approximate

All Choices Are Viewed From Outside

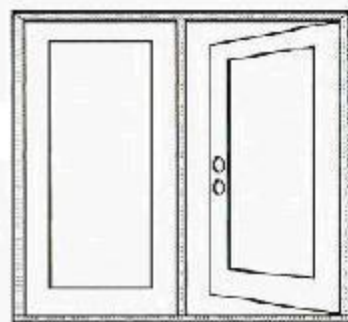
Exterior Pre-hanging
Interior Pre-hanging

Choice #3



Double - Left Active
LH Inswing

Choice #4



Double - Right Active
RH Inswing

Door Style: _____ QTY: _____ Size: _____

Jamb Wood: Mahogany (interior or exterior)

Sidelights: _____ QTY: _____ Size: _____

Knotty Alder (interior or exterior) Paint Grade (interior or exterior)

Hinges: Brass Satin Nickel Oil Rubbed Bronze Antique Nickel

Door Shoe: (Exterior Only)

Brass Bronze Satin Nickel

NRP (Safety) BRONZE HINGES: (for outswing exterior only) *

Bore: Single Double No Bore

Height 80" (add \$48) Height 96" (add: \$64)

(Standard Bore Backset is 2-3/8")

Jamb: 4 9/16" 4 3/4" 5 1/4" 6 5/8" (add \$40) 7 1/4" (add \$50)

Sills: (Exterior Only)

Solid Oak Sill Aluminum Sill (Bronze)

T-Astragal With Flush Bolt: (For Double Doors Only)

Aluminum Sill (Brass) Aluminum Sill (Satin Nickel)

Paint Grade Mahogany Knotty Ader

No T-Astragal
(Both doors will be active, No Bore)

* For custom sizes please specify the size of the complete unit (not rough opening sizes) We can only build units to specific sizes. We will not calculate rough opening dimensions*