



Estimate Number: _____

Job Number: _____


Customer Signature: _____

Pre-Hanging for Double Doors

(Please enter all information below. Do not leave blank it may delay your order)



Choice #1

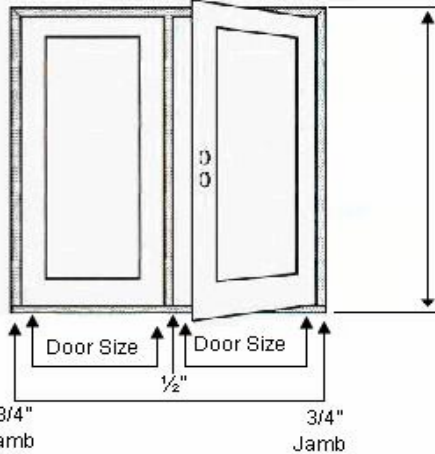


Double - Left Active
RH Outswing



Choice #2

Double - Right Active
LH Outswing



(OUTSIDE UNIT HEIGHT)

81 1/2" (80" DOOR)

85 1/2" (84" DOOR)

97 1/2" (96" DOOR)


109 1/2" (108" DOOR)

121 1/2" (120" DOOR)

**All Choices Are
Viewed From Outside**



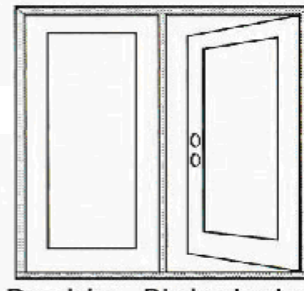
Choice #3



Double - Left Active
LH Inswing



Choice #4



Double - Right Active
RH Inswing

Exterior Pre-hanging

Interior Pre-hanging

For **Outswing Exterior Doors** Only
Please Choose the Following Options:

- T-astagal will be installed on the Active door facing Exterior side of the house.
- T-astagal will be installed on the Passive/Inactive door facing Interior side of the house. (* Latch Exposed)

Door Style: _____ QTY: _____ Size: _____

Sidelights: _____ QTY: _____ Size: _____

Glass Type: _____

Hinges: Brass Satin Nickel Oil Rubbed Bronze Antique Nickel

NRP (Safety) BRONZE HINGES: (for outswing exterior only) *

Height 80" (add \$48) Height 96" (add: \$64)

Jamb:

4 9/16" 4 3/4" 5 1/4" 6 5/8" (add \$40) 7 1/4" (add \$50)

T-Astragal With Flush Bolt:

Knotty Alder Mahogany Wood No T-Astragal
(Both doors will be active, No Bore)

Jamb Material: Mahogany (interior or exterior)

Knotty Alder (interior or exterior) Paint Grade (interior or exterior)

Door Shoe Finish: (Exterior Only)

Brass Bronze Satin Nickel

Bore (Hardware Prep): Single Double No Bore

(Standard Cylinder Bore Backset is 2-3/8")

Sills - Door Bottom: (Exterior Only)

Solid Oak Sill Aluminum Sill (Bronze)

Aluminum Sill (Brass) Aluminum Sill (Satin Nickel)

For custom sizes please specify the size of the complete unit (not rough opening sizes) We can only build units to specific sizes. We will not calculate rough opening dimensions