

# CLASSICA COLLECTION® FOR POST FRAME BUILDINGS

# Amarr®




Santiago with Clear Windows

Nothing can make a post-frame building look as unique as a Classica Collection garage door from Amarr. Visually, these doors have the appearance of a vintage wood door, but they are made of sturdy, low-maintenance steel. The numerous designs are stamped directly into the steel, providing a deep embossment and years of worry-free operation. Odd heights and odd widths are available.

P1-8



P2-1



P4-5



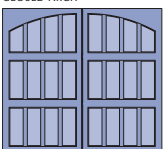
P5-8



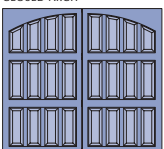
"P" denotes pole barn odd height designs. Many other pole barn heights and designs are available.

## DESIGNS

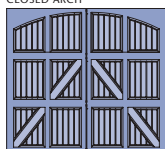
N2 • NORTHAMPTON  
CLOSED ARCH




B1 • BOURDEAUX  
CLOSED ARCH




L1 • LUCERN  
CLOSED ARCH




T1 • TUSCANY  
CLOSED ARCH



S1 • SANTIAGO  
CLOSED ARCH



V1 • VALENCIA  
CLOSED ARCH



C2 • CORTONA\*  
CLOSED SQUARE



\*Available Spring 2011.

# CLASSICA COLLECTION®

## Construction



## STEEL

Amarr's section interfaces are designed to reduce the risk of serious finger and hand injuries.

### 1000

#### Single-Layer: Steel


- Heavy-Duty Exterior Steel
- Durable, Reliable, Low Maintenance



### 2000

#### Double-Layer: Steel + Insulation

- Heavy-Duty Exterior Steel
- Durable, Reliable, Low Maintenance
- Environmentally Safe Polystyrene Thermal Insulation with Vinyl Backing
- Energy Efficient
- Quiet Operation



### 3000

#### Triple-Layer: Steel + Insulation + Steel

- Heavy-Duty Exterior and Interior Steel
- Durable, Reliable, Low Maintenance
- Environmentally Safe Polyurethane Thermal Insulation
- Superior Energy Efficiency
- Extra Quiet Operation

## Options

### TOP SECTIONS

CLOSED ARCH (1)  
Available for T1, S1, L1, V1



CLOSED SQUARE (2)  
Available for T2, S2, L2, V2



CLOSED DOUBLE ARCH (1D) Available for T1D, S1D, L1D, V1D



CLOSED ARCH (1) • NORTHAMPTON



CLOSED SQUARE (2) • NORTHAMPTON



CLOSED ARCH (1) • BORDEAUX



CLOSED SQUARE (2) • BORDEAUX



CLOSED SQUARE (2) • CORTONA (C2)



DANUBE (4)



MADEIRA (5)



NILE (6)



RHINE (7)



SEINE (8)



THAMES (10)



ROSETTE (11)



ARABESQUE (12)



TRELLIS (13)



## DECORATIVE HARDWARE & LOCK

### ALUMINUM



VERSAILLES



CANTERBURY



### STAMPED STEEL



BLUE RIDGE



ALPINE LOCK

## Specifications

	CLASSICA 1000	CLASSICA 2000	CLASSICA 3000
<b>PANEL DESIGNS</b>			
Carriage House	7 Designs	7 Designs	7 Designs
<b>INSULATION<sup>1</sup></b>		Polystyrene	Polyurethane
<b>R-VALUE/U-FACTOR</b>		6.84/0.15	13.35/0.07
<b>DOOR THICKNESS</b>	2" (5.1cm)	2" (5.1cm)	2" (5.1cm)
<b>WINDOW GLASS OPTIONS</b>			
1/8" (0.32cm) Tempered Double Strength	•	•	•
Insulated Glass	•	•	•
Obscure (not shown)	•	•	•
<b>WIND LOAD AVAILABLE<sup>2</sup></b>	•	•	•
<b>WARRANTY</b>			
Paint Finish Warranty <sup>3</sup>	Lifetime	Lifetime	Lifetime
Workmanship/Hardware Warranty <sup>3</sup>	3 Years	5 Years	Lifetime

<sup>1</sup> All insulation has passed fire safety testing.

<sup>2</sup> It is your responsibility to make sure your garage door meets local building codes.

<sup>3</sup> For complete warranty details, visit [amarr.com](http://amarr.com) or contact your local Amarr dealer.

## COLORS



Actual paint colors may vary from samples shown.

Amarr steel doors arrive pre-painted; for custom colors, exterior latex paint must be used. Visit [amarr.com](http://amarr.com) for instructions on painting.



165 Carriage Court  
Winston-Salem, NC 27105

800.503.DOOR  
[www.amarr.com](http://www.amarr.com)

Your Local Amarr Dealer: